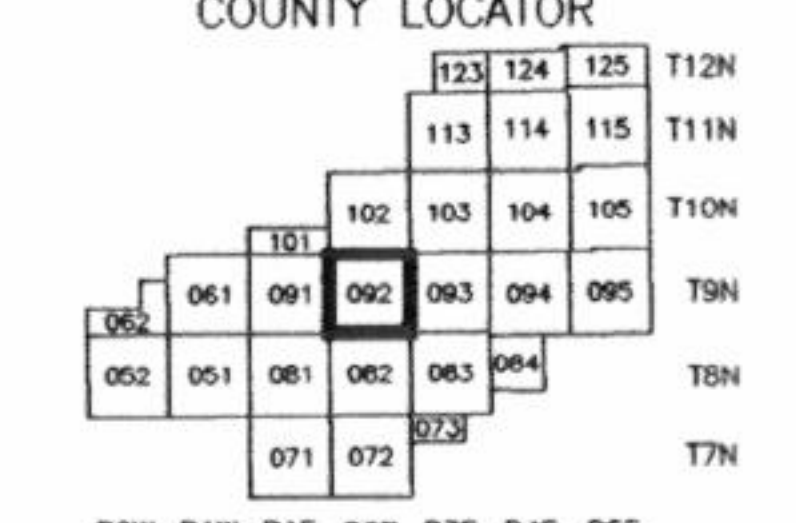
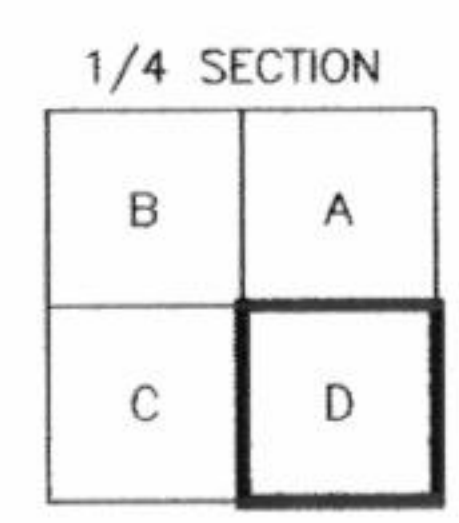


THIS PROPERTY OWNERSHIP MAP IS FOR TAX PURPOSES ONLY. IT IS NOT INTENDED FOR CONVEYANCES NOR IS IT A LEGAL SURVEY. THIS MAP WAS PREPARED BY:

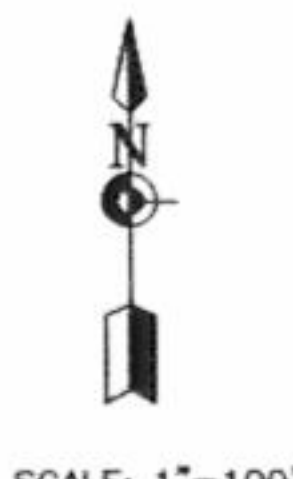
TRI-STATE CONSULTING SERVICES, INC.
 P.O. BOX 1132 GULFPORT, MS 39204 P.O. BOX 160 CROWPELL, AL 35054 3 CENTRAL PLAZA PMB 246 ROME, GEORGIA 30162

LEGEND

COUNTY LINE	-----	PARCEL NUMBER	24
CORPORATION RANGE LINE	-----	ACREAGE	2.4 AC
TOWNSHIP-RANGE LINE	-----	ACREAGE, CALCULATED	1.3 AC
SECTION LINE	-----	SUBDIVISION LOT NUMBER	23
STATE LINE	-----	DIMENSION	180'
DISTRICT LINE	-----		



MADISON COUNTY, MISSISSIPPI
MAP 092F-13D



SCALE: 1"=100'

SECTION	13
TOWNSHIP	9N
RANGE	2E

DATE OF PHOTOGRAPHY: FEBRUARY, 2001