

Summary Results Report  
2023 General Election  
November 7, 2023

OFFICIAL RESULTS

Madison County

**Statistics**

TOTAL

|                                  |          |
|----------------------------------|----------|
| Election Day Precincts Reporting | 43 of 43 |
| Registered Voters - Total        | 74,985   |
| Ballots Cast - Total             | 39,075   |
| Voter Turnout - Total            | 52.11%   |

Summary Results Report  
 2023 General Election  
 November 7, 2023

OFFICIAL RESULTS

Madison County

**Governor State Of Mississippi**

Vote For 1

|                   | TOTAL  | VOTE % |  |
|-------------------|--------|--------|--|
| D Brandon Presley | 18,909 | 48.56% |  |
| R Tate Reeves     | 19,704 | 50.60% |  |
| I Gwendolyn Gray  | 255    | 0.65%  |  |
| Write-In Totals   | 74     | 0.19%  |  |
| Overvotes         | 18     |        |  |
| Undervotes        | 115    |        |  |
| Contest Totals    | 39,075 |        |  |

**Lieutenant Governor State Of Mississippi**

Vote For 1

|                    | TOTAL  | VOTE % |  |
|--------------------|--------|--------|--|
| D D. Ryan Grover   | 13,990 | 36.18% |  |
| R Delbert Hosemann | 24,493 | 63.35% |  |
| Write-In Totals    | 180    | 0.47%  |  |
| Overvotes          | 23     |        |  |
| Undervotes         | 389    |        |  |
| Contest Totals     | 39,075 |        |  |

**Secretary Of State State Of Mississippi**

Vote For 1

|                  | TOTAL  | VOTE % |  |
|------------------|--------|--------|--|
| D Ty Pinkins     | 15,358 | 39.74% |  |
| R Michael Watson | 23,245 | 60.15% |  |
| Write-In Totals  | 42     | 0.11%  |  |
| Overvotes        | 15     |        |  |
| Undervotes       | 415    |        |  |
| Contest Totals   | 39,075 |        |  |

**Attorney General State Of Mississippi**

Vote For 1

|                     | TOTAL  | VOTE % |  |
|---------------------|--------|--------|--|
| R Lynn Fitch        | 21,910 | 56.64% |  |
| D Greta Kemp Martin | 16,699 | 43.17% |  |
| Write-In Totals     | 72     | 0.19%  |  |
| Overvotes           | 25     |        |  |
| Undervotes          | 369    |        |  |
| Contest Totals      | 39,075 |        |  |

**State Auditor State Of Mississippi**

Vote For 1

|                  | TOTAL  | VOTE % |  |
|------------------|--------|--------|--|
| D Larry Bradford | 15,240 | 39.53% |  |
| R Shad White     | 23,252 | 60.31% |  |
| Write-In Totals  | 60     | 0.16%  |  |
| Overvotes        | 25     |        |  |
| Undervotes       | 498    |        |  |
| Contest Totals   | 39,075 |        |  |




Summary Results Report  
 2023 General Election  
 November 7, 2023

OFFICIAL RESULTS

Madison County




**State Treasurer State Of Mississippi**

Vote For 1

|                  | TOTAL  | VOTE % |   |
|------------------|--------|--------|---|
| D Addie L. Green | 15,547 | 40.22% |  |
| R David McRae    | 23,058 | 59.65% |  |
| Write-In Totals  | 49     | 0.13%  |  |
| Overvotes        | 7      |        |   |
| Undervotes       | 414    |        |   |
| Contest Totals   | 39,075 |        |   |




**Commissioner Of Agriculture & Commerce State Of Mississippi**

Vote For 1

|                              | TOTAL  | VOTE % |   |
|------------------------------|--------|--------|---|
| D Robert 'Brad' Bradford Sr. | 15,691 | 40.60% |  |
| R Andy Gipson                | 22,911 | 59.28% |  |
| Write-In Totals              | 47     | 0.12%  |  |
| Overvotes                    | 11     |        |   |
| Undervotes                   | 415    |        |   |
| Contest Totals               | 39,075 |        |   |




**Commissioner Of Insurance State Of Mississippi**

Vote For 1

|                 | TOTAL  | VOTE % |   |
|-----------------|--------|--------|---|
| D Bruce Burton  | 15,096 | 39.07% |    |
| R Mike Chaney   | 23,497 | 60.81% |  |
| Write-In Totals | 50     | 0.13%  |  |
| Overvotes       | 11     |        |   |
| Undervotes      | 421    |        |   |
| Contest Totals  | 39,075 |        |   |




**Central District Public Service Commissioner**

Vote For 1

|                       | TOTAL  | VOTE % |   |
|-----------------------|--------|--------|---|
| R Brenton Bailey      | 23,001 | 59.71% |  |
| D DeKeither A. Stamps | 15,466 | 40.15% |  |
| Write-In Totals       | 53     | 0.14%  |  |
| Overvotes             | 35     |        |   |
| Undervotes            | 520    |        |   |
| Contest Totals        | 39,075 |        |   |

**Central District Transportation Commissioner**

Vote For 1

|                        | TOTAL  | VOTE % |   |
|------------------------|--------|--------|---|
| R Ricky Pennington Jr. | 21,443 | 55.73% |  |
| D Willie Simmons       | 16,995 | 44.17% |  |
| Write-In Totals        | 42     | 0.11%  |  |
| Overvotes              | 13     |        |   |
| Undervotes             | 582    |        |   |
| Contest Totals         | 39,075 |        |   |

Summary Results Report  
 2023 General Election  
 November 7, 2023

OFFICIAL RESULTS

Madison County

**District Attorney District 20 District Attorney 20**

Vote For 1

|                            | TOTAL  | VOTE % |  |
|----------------------------|--------|--------|--|
| R John K. 'Bubba' Bramlett | 29,242 | 95.82% |  |
| Write-In Totals            | 1,275  | 4.18%  |  |
| Overvotes                  | 9      |        |  |
| Undervotes                 | 8,549  |        |  |
| Contest Totals             | 39,075 |        |  |

**State Senate District 21 State Senate 21**

Vote For 1

|                     | TOTAL  | VOTE % |  |
|---------------------|--------|--------|--|
| D Bradford Blackmon | 7,785  | 94.85% |  |
| Write-In Totals     | 423    | 5.15%  |  |
| Overvotes           | 3      |        |  |
| Undervotes          | 1,827  |        |  |
| Contest Totals      | 10,038 |        |  |

**State Senate District 22 State Senate 22**

Vote For 1

|                        | TOTAL | VOTE % |  |
|------------------------|-------|--------|--|
| R Chastity May Magyar  | 4,330 | 56.56% |  |
| D Joseph C. Thomas Sr. | 3,314 | 43.29% |  |
| Write-In Totals        | 11    | 0.14%  |  |
| Overvotes              | 5     |        |  |
| Undervotes             | 146   |        |  |
| Contest Totals         | 7,806 |        |  |

**State Senate District 23 State Senate 23**

Vote For 1

|                 | TOTAL | VOTE % |  |
|-----------------|-------|--------|--|
| R Briggs Hopson | 850   | 96.48% |  |
| Write-In Totals | 31    | 3.52%  |  |
| Overvotes       | 1     |        |  |
| Undervotes      | 202   |        |  |
| Contest Totals  | 1,084 |        |  |

**State Senate District 25 State Senate 25**

Vote For 1

|                 | TOTAL  | VOTE % |  |
|-----------------|--------|--------|--|
| R Joseph Michel | 12,492 | 97.24% |  |
| Write-In Totals | 355    | 2.76%  |  |
| Overvotes       | 1      |        |  |
| Undervotes      | 1,978  |        |  |
| Contest Totals  | 14,826 |        |  |

Summary Results Report  
 2023 General Election  
 November 7, 2023

OFFICIAL RESULTS

Madison County

**State Senate District 26 State Senate 26**

Vote For 1

|                 | TOTAL | VOTE % |  |
|-----------------|-------|--------|--|
| D John Horhn    | 3,854 | 94.21% |  |
| Write-In Totals | 237   | 5.79%  |  |
| Overvotes       | 3     |        |  |
| Undervotes      | 1,227 |        |  |
| Contest Totals  | 5,321 |        |  |

**State House Of Rep District 27 State House Of Rep 27**

Vote For 1

|                  | TOTAL | VOTE % |  |
|------------------|-------|--------|--|
| D Kenji Holloway | 1,801 | 97.77% |  |
| Write-In Totals  | 41    | 2.23%  |  |
| Overvotes        | 0     |        |  |
| Undervotes       | 280   |        |  |
| Contest Totals   | 2,122 |        |  |

**State House Of Rep District 56 State House Of Rep 56**

Vote For 1

|                 | TOTAL | VOTE % |  |
|-----------------|-------|--------|--|
| R Clay Mansell  | 1,839 | 83.82% |  |
| D Sharon Moman  | 352   | 16.04% |  |
| Write-In Totals | 3     | 0.14%  |  |
| Overvotes       | 1     |        |  |
| Undervotes      | 33    |        |  |
| Contest Totals  | 2,228 |        |  |

**State House Of Rep District 57 State House Of Rep 57**

Vote For 1

|                     | TOTAL | VOTE % |  |
|---------------------|-------|--------|--|
| D Lawrence Blackmon | 6,242 | 96.51% |  |
| Write-In Totals     | 226   | 3.49%  |  |
| Overvotes           | 5     |        |  |
| Undervotes          | 1,146 |        |  |
| Contest Totals      | 7,619 |        |  |

**State House Of Rep District 58 State House Of Rep 58**

Vote For 1

|                     | TOTAL  | VOTE % |  |
|---------------------|--------|--------|--|
| R Jonathan McMillan | 8,688  | 97.67% |  |
| Write-In Totals     | 207    | 2.33%  |  |
| Overvotes           | 0      |        |  |
| Undervotes          | 1,122  |        |  |
| Contest Totals      | 10,017 |        |  |

Summary Results Report  
 2023 General Election  
 November 7, 2023

OFFICIAL RESULTS

Madison County

**State House Of Rep District 64 State House Of Rep 64**

Vote For 1

|                   | TOTAL | VOTE % |  |
|-------------------|-------|--------|--|
| R Amile Wilson    | 748   | 60.86% |  |
| I Shanda M. Yates | 476   | 38.73% |  |
| Write-In Totals   | 5     | 0.41%  |  |
| Overvotes         | 0     |        |  |
| Undervotes        | 54    |        |  |
| Contest Totals    | 1,283 |        |  |

**State House Of Rep District 72 State House Of Rep 72**

Vote For 1

|                 | TOTAL | VOTE % |  |
|-----------------|-------|--------|--|
| D Justis Gibbs  | 2,581 | 95.73% |  |
| Write-In Totals | 115   | 4.27%  |  |
| Overvotes       | 3     |        |  |
| Undervotes      | 549   |        |  |
| Contest Totals  | 3,248 |        |  |

**State House Of Rep District 73 State House Of Rep 73**

Vote For 1

|                 | TOTAL  | VOTE % |  |
|-----------------|--------|--------|--|
| R Jill Ford     | 8,408  | 96.63% |  |
| Write-In Totals | 293    | 3.37%  |  |
| Overvotes       | 3      |        |  |
| Undervotes      | 1,470  |        |  |
| Contest Totals  | 10,174 |        |  |

**State House Of Rep District 75 State House Of Rep 75**

Vote For 1

|                           | TOTAL | VOTE % |  |
|---------------------------|-------|--------|--|
| R Celeste Hurst           | 1,536 | 70.07% |  |
| I Ryshonda Harper Beechem | 637   | 29.06% |  |
| Write-In Totals           | 19    | 0.87%  |  |
| Overvotes                 | 3     |        |  |
| Undervotes                | 189   |        |  |
| Contest Totals            | 2,384 |        |  |

**Sheriff Madison**

Vote For 1

|                          | TOTAL  | VOTE % |  |
|--------------------------|--------|--------|--|
| R Randall 'Randy' Tucker | 30,428 | 96.35% |  |
| Write-In Totals          | 1,152  | 3.65%  |  |
| Overvotes                | 8      |        |  |
| Undervotes               | 7,487  |        |  |
| Contest Totals           | 39,075 |        |  |

Summary Results Report  
 2023 General Election  
 November 7, 2023

OFFICIAL RESULTS

Madison County

**Chancery Clerk Madison**

Vote For 1

|                 | TOTAL  | VOTE % |  |
|-----------------|--------|--------|--|
| R Ronny Lott    | 29,911 | 96.58% |  |
| Write-In Totals | 1,059  | 3.42%  |  |
| Overvotes       | 4      |        |  |
| Undervotes      | 8,101  |        |  |
| Contest Totals  | 39,075 |        |  |

**Circuit Clerk Madison**

Vote For 1

|                         | TOTAL  | VOTE % |  |
|-------------------------|--------|--------|--|
| D Fannie Hargon Sanders | 14,834 | 38.70% |  |
| R Anita E. Wray         | 23,460 | 61.20% |  |
| Write-In Totals         | 40     | 0.10%  |  |
| Overvotes               | 51     |        |  |
| Undervotes              | 690    |        |  |
| Contest Totals          | 39,075 |        |  |

**Tax Assessor Madison**

Vote For 1

|                         | TOTAL  | VOTE % |  |
|-------------------------|--------|--------|--|
| R Norman A. Cannady Jr. | 29,924 | 96.58% |  |
| Write-In Totals         | 1,060  | 3.42%  |  |
| Overvotes               | 5      |        |  |
| Undervotes              | 8,086  |        |  |
| Contest Totals          | 39,075 |        |  |

**Tax Collector Madison**

Vote For 1

|                   | TOTAL  | VOTE % |  |
|-------------------|--------|--------|--|
| R C. J. Garavelli | 29,871 | 96.60% |  |
| Write-In Totals   | 1,050  | 3.40%  |  |
| Overvotes         | 7      |        |  |
| Undervotes        | 8,147  |        |  |
| Contest Totals    | 39,075 |        |  |

**Coroner Madison**

Vote For 1

|                 | TOTAL  | VOTE % |  |
|-----------------|--------|--------|--|
| R Alex Breeland | 30,336 | 96.95% |  |
| Write-In Totals | 954    | 3.05%  |  |
| Overvotes       | 9      |        |  |
| Undervotes      | 7,776  |        |  |
| Contest Totals  | 39,075 |        |  |

Summary Results Report  
 2023 General Election  
 November 7, 2023

OFFICIAL RESULTS

Madison County

**County Attorney Madison**

Vote For 1

|                  | TOTAL  | VOTE % |  |
|------------------|--------|--------|--|
| R Pamela Hancock | 29,779 | 96.39% |  |
| Write-In Totals  | 1,114  | 3.61%  |  |
| Overvotes        | 8      |        |  |
| Undervotes       | 8,174  |        |  |
| Contest Totals   | 39,075 |        |  |

**County Surveyor Madison**

Vote For 1

|                     | TOTAL  | VOTE % |  |
|---------------------|--------|--------|--|
| R Roy Lamar Bullock | 29,458 | 96.55% |  |
| Write-In Totals     | 1,054  | 3.45%  |  |
| Overvotes           | 10     |        |  |
| Undervotes          | 8,553  |        |  |
| Contest Totals      | 39,075 |        |  |

**Supervisor District 1 Supervisor-1**

Vote For 1

|                 | TOTAL | VOTE % |  |
|-----------------|-------|--------|--|
| R Casey Brannon | 7,677 | 98.05% |  |
| Write-In Totals | 153   | 1.95%  |  |
| Overvotes       | 1     |        |  |
| Undervotes      | 1,061 |        |  |
| Contest Totals  | 8,892 |        |  |

**Supervisor District 2 Supervisor-2**

Vote For 1

|                 | TOTAL | VOTE % |  |
|-----------------|-------|--------|--|
| R Trey Baxter   | 7,521 | 97.75% |  |
| Write-In Totals | 173   | 2.25%  |  |
| Overvotes       | 0     |        |  |
| Undervotes      | 1,027 |        |  |
| Contest Totals  | 8,721 |        |  |

**Supervisor District 3 Supervisor-3**

Vote For 1

|                 | TOTAL | VOTE % |  |
|-----------------|-------|--------|--|
| R Gerald Steen  | 5,567 | 95.97% |  |
| Write-In Totals | 234   | 4.03%  |  |
| Overvotes       | 0     |        |  |
| Undervotes      | 1,287 |        |  |
| Contest Totals  | 7,088 |        |  |



Summary Results Report  
 2023 General Election  
 November 7, 2023

OFFICIAL RESULTS

Madison County

**Supervisor District 4 Supervisor-4**

Vote For 1

|                 | TOTAL | VOTE % |  |
|-----------------|-------|--------|--|
| D Karl M. Banks | 4,086 | 62.66% |  |
| R David Bishop  | 2,427 | 37.22% |  |
| Write-In Totals | 8     | 0.12%  |  |
| Overvotes       | 5     |        |  |
| Undervotes      | 108   |        |  |
| Contest Totals  | 6,634 |        |  |

**Supervisor District 5 Supervisor-5**

Vote For 1

|                           | TOTAL | VOTE % |  |
|---------------------------|-------|--------|--|
| D Paul E. Griffin         | 5,112 | 67.57% |  |
| R Charles 'Chip' Matthews | 2,435 | 32.18% |  |
| Write-In Totals           | 19    | 0.25%  |  |
| Overvotes                 | 7     |        |  |
| Undervotes                | 167   |        |  |
| Contest Totals            | 7,740 |        |  |

**Election Commission 2 Election Commissioner-2**

Vote For 1

|                  | TOTAL | VOTE % |  |
|------------------|-------|--------|--|
| R Barbara Gross  | 6,438 | 77.44% |  |
| I Randall Bolden | 1,837 | 22.10% |  |
| Write-In Totals  | 38    | 0.46%  |  |
| Overvotes        | 11    |        |  |
| Undervotes       | 397   |        |  |
| Contest Totals   | 8,721 |        |  |

**Election Commission 4 Election Commissioner-4**

Vote For 1

|                  | TOTAL | VOTE % |  |
|------------------|-------|--------|--|
| D Anthony Denton | 3,881 | 59.90% |  |
| R Dan Dickinson  | 2,589 | 39.96% |  |
| Write-In Totals  | 9     | 0.14%  |  |
| Overvotes        | 2     |        |  |
| Undervotes       | 153   |        |  |
| Contest Totals   | 6,634 |        |  |

**Justice Court Judge 1 Justice Court-1**

Vote For 1

|                       | TOTAL  | VOTE % |  |
|-----------------------|--------|--------|--|
| R Marsha Weems Stacey | 8,870  | 97.66% |  |
| Write-In Totals       | 213    | 2.34%  |  |
| Overvotes             | 1      |        |  |
| Undervotes            | 1,499  |        |  |
| Contest Totals        | 10,583 |        |  |



Summary Results Report  
 2023 General Election  
 November 7, 2023

OFFICIAL RESULTS

Madison County

**Justice Court Judge 2 Justice Court-2**

Vote For 1

|                   | TOTAL | VOTE % |   |
|-------------------|-------|--------|---|
| D Martina Griffin | 7,896 | 97.30% |  |
| Write-In Totals   | 219   | 2.70%  |  |
| Overvotes         | 3     |        |   |
| Undervotes        | 1,309 |        |   |
| Contest Totals    | 9,427 |        |   |



**Justice Court Judge 3 Justice Court-3**

Vote For 1

|                       | TOTAL  | VOTE % |   |
|-----------------------|--------|--------|---|
| R Lloyd G. Spivey III | 9,214  | 98.01% |  |
| Write-In Totals       | 187    | 1.99%  |  |
| Overvotes             | 3      |        |   |
| Undervotes            | 1,292  |        |   |
| Contest Totals        | 10,696 |        |   |


**Justice Court Judge 4 Justice Court-4**

Vote For 1

|                  | TOTAL | VOTE % |   |
|------------------|-------|--------|---|
| R Bruce McKinley | 6,559 | 96.37% |  |
| Write-In Totals  | 247   | 3.63%  |  |
| Overvotes        | 0     |        |   |
| Undervotes       | 1,563 |        |   |
| Contest Totals   | 8,369 |        |   |




**Constable District 1 Constable-1**

Vote For 1

|                           | TOTAL  | VOTE % |   |
|---------------------------|--------|--------|---|
| R Michael L. 'Mike' Brown | 8,890  | 97.83% |  |
| Write-In Totals           | 197    | 2.17%  |  |
| Overvotes                 | 1      |        |   |
| Undervotes                | 1,495  |        |   |
| Contest Totals            | 10,583 |        |   |

**Constable District 2 Constable/2**

Vote For 1

|                        | TOTAL | VOTE % |   |
|------------------------|-------|--------|---|
| D Johnny Sims          | 6,668 | 72.87% |  |
| R TchiaKousky Williams | 2,466 | 26.95% |  |
| Write-In Totals        | 17    | 0.19%  |  |
| Overvotes              | 6     |        |   |
| Undervotes             | 270   |        |   |
| Contest Totals         | 9,427 |        |   |

Summary Results Report  
2023 General Election  
November 7, 2023

OFFICIAL RESULTS

Madison County

**Constable District 3 Constable-3**

Vote For 1

|                          | TOTAL  | VOTE % |   |
|--------------------------|--------|--------|---|
| R Richard 'Taco' Johnson | 9,192  | 98.05% |  |
| Write-In Totals          | 183    | 1.95%  |  |
| Overvotes                | 1      |        |   |
| Undervotes               | 1,287  |        |   |
| Contest Totals           | 10,663 |        |   |

**Constable District 4 Constable-4**

Vote For 1

|                   | TOTAL | VOTE % |   |
|-------------------|-------|--------|---|
| R Brad D. Harbour | 6,568 | 96.28% |  |
| Write-In Totals   | 254   | 3.72%  |  |
| Overvotes         | 1     |        |   |
| Undervotes        | 1,579 |        |   |
| Contest Totals    | 8,402 |        |   |